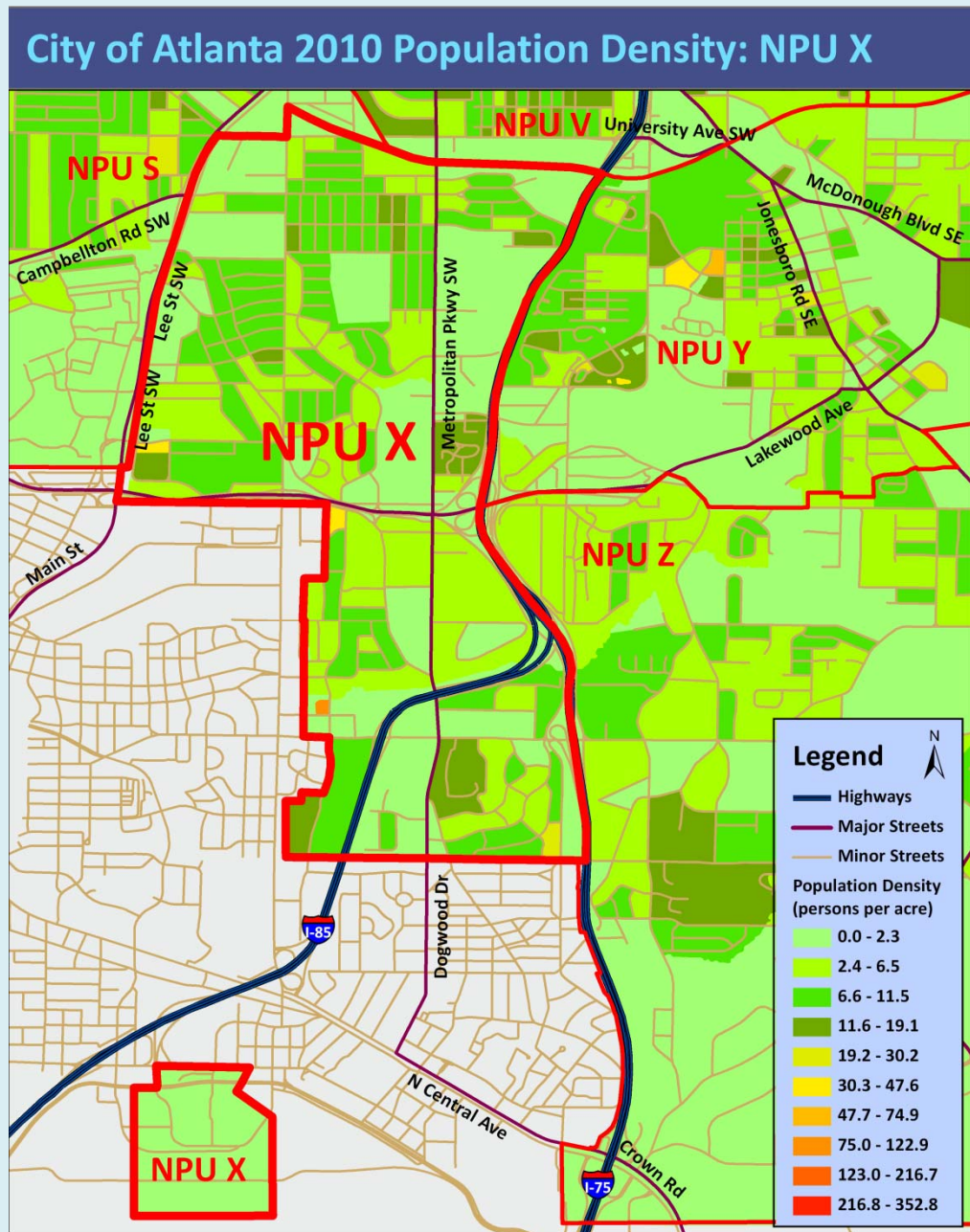


City of Atlanta

2010 Census Summary Report Neighborhood Planning Unit X



City of Atlanta Department of Planning and Community Development – Office of Planning- 404-330-6145- www.atlantaga.org

CITY OF ATLANTA – NPU X: 2010 POPULATION

According to the 2010 U.S. Census, the population of Neighborhood Planning Unit (NPU) X is 12,398, a decrease of 2,601 (17%) from a 2000 population of 14,999.

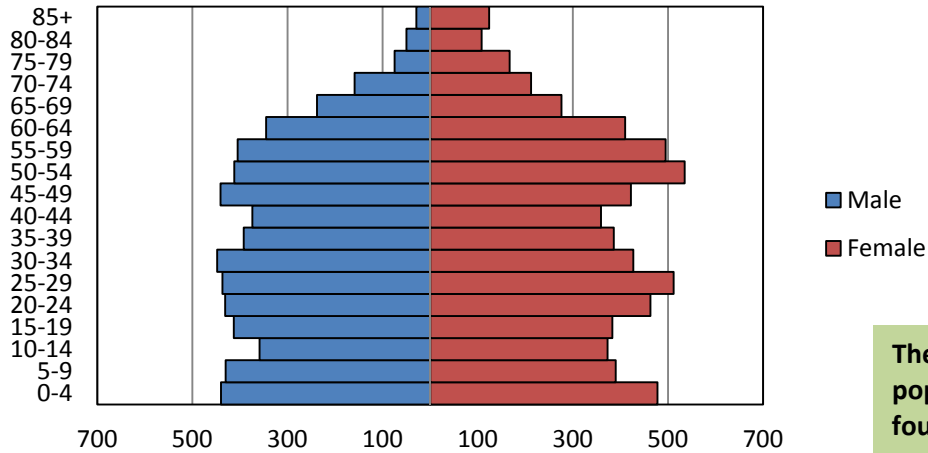
The Map shows the population density (persons per acre) of each Census Block in NPU X. NPU X has an overall density of 4.4 persons per acre.

City of Atlanta 2010 Census Summary



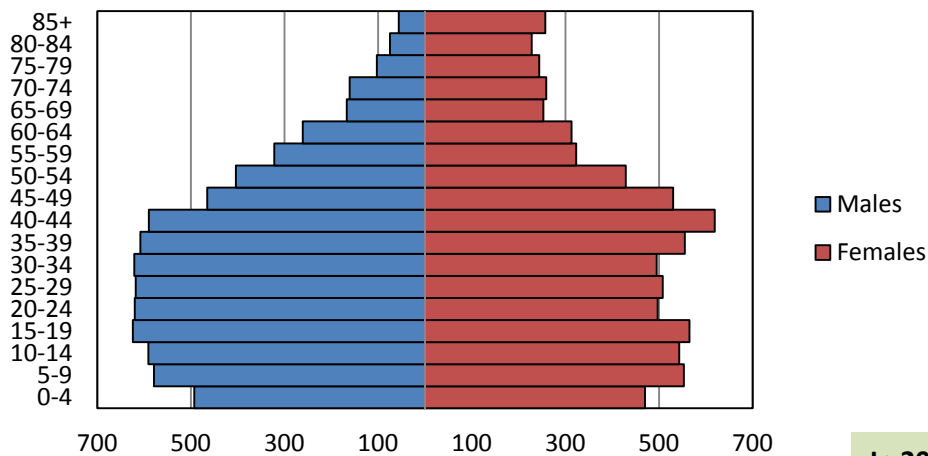
AGE

2010 Age Population Pyramid - NPU X



The median age of the population is 36.4. Twenty-four percent of the population is under 18, 12% of the population is over 65 and 28% of the population is between 20 and 39 years old.

2000 Age Population Pyramid - NPU X

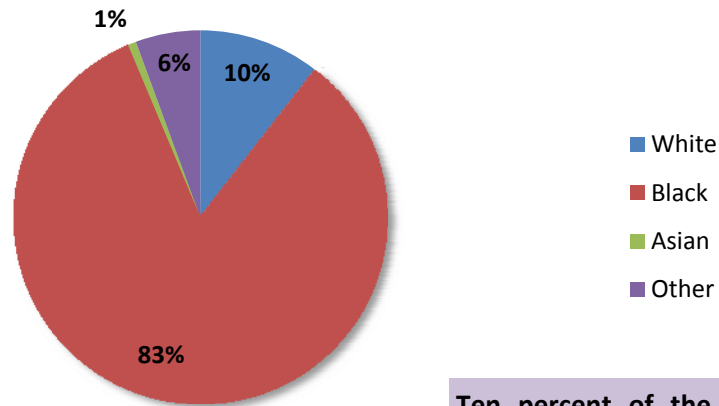


In 2000, NPU X had a median age of 33.8. Twelve percent of the population was over 65 and 30% of the population was between 20 and 39 years old.



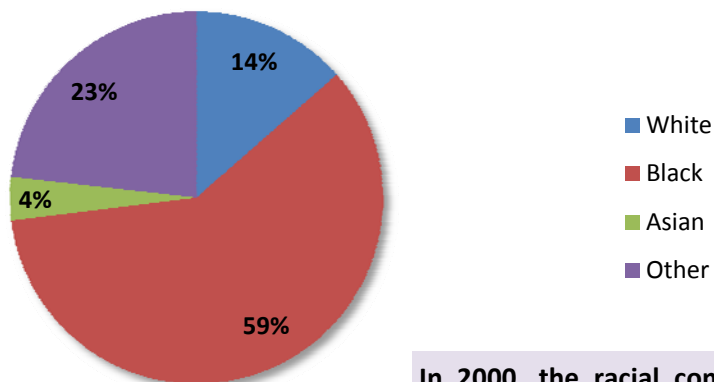
RACE

2010 Racial Composition - NPU X



Ten percent of the NPU X population is White, 83% is Black, 1% is Asian, 6% is other (Native American, Pacific Islander, other and two or more races). Six percent of the population is of Hispanic or Latin Origin.

2000 Racial Composition - NPU X

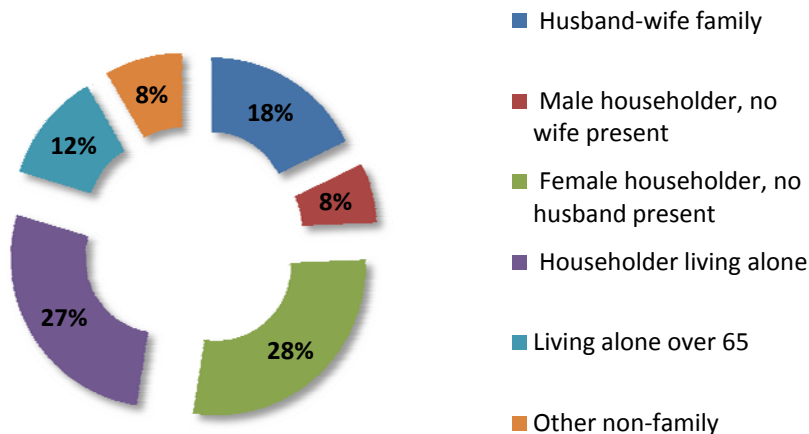


In 2000, the racial composition of NPU X was 14% White, 59% Black, 4% Asian and 23% Other (Native American, Pacific Islander, two or more races and Other). Nine percent of the population was of Hispanic or Latin Origin.



HOUSEHOLDS

2010 Household Composition - NPU X



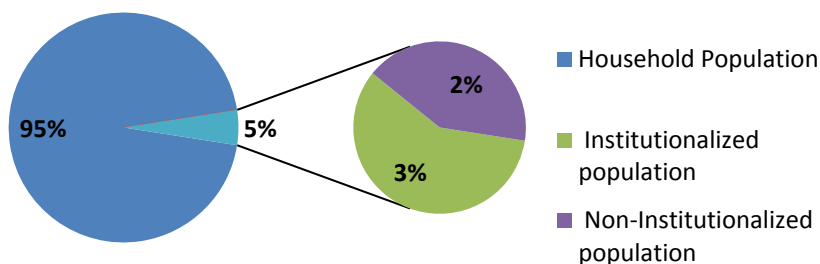
There are 11,790 NPU X residents in 4,939 households. Of these, 52% are family households and 48% are non-family households. Of all households, 29% have children under age 18 and 23% have an individual 65 years and older.

Thirty-nine percent of households are single person households, with 12% being single person households over 65, 28% are female headed households and 18% are husband and wife households.

The average household size is 2.39 persons per household and the average family size is 3.29 persons per family.

In 2000, of the 5,359 households in NPU X, 36% of households had children under age 18 and 36% were single person households. The average household size was 2.67 persons per household.

2010 Household and Group Quarter Population - NPU X

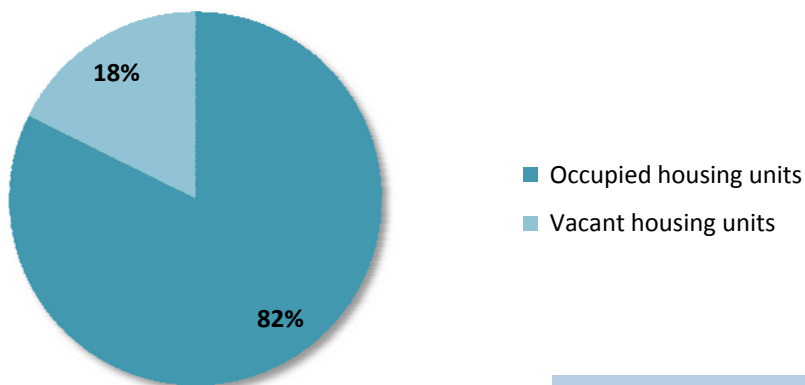


Ninety-five percent of NPU X's population is in households. Three percent of the population is institutionalized and 2% is non-institutionalized.



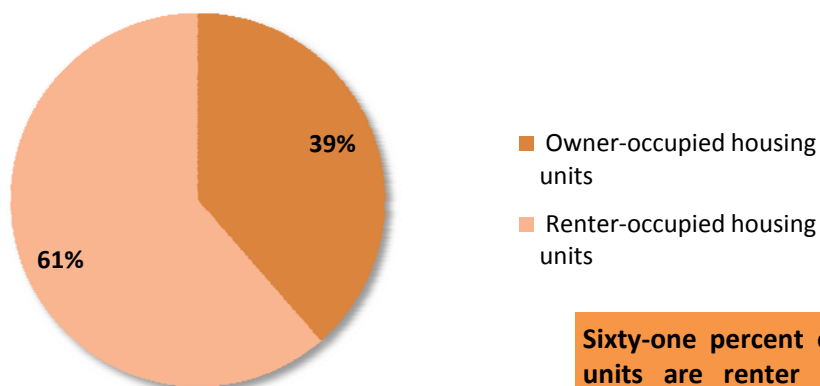
HOUSING

2010 Housing Occupancy - NPU X



NPU X has 5,999 housing units, an increase of 163 (3%) housing units from 5,836 in 2000. 82% are occupied and 18% are vacant. Rental units have 12% vacancy rate while owner occupied units have a 5% vacancy rate.

2010 Housing Tenure - NPU X



Sixty-one percent of the occupied housing units are renter occupied and 39% are owner occupied. In 2000, 56% of the houses were renter occupied homes and 44% were owner occupied.

Renter occupied units have roughly the household size (2.4) as owner occupied units (2.37).