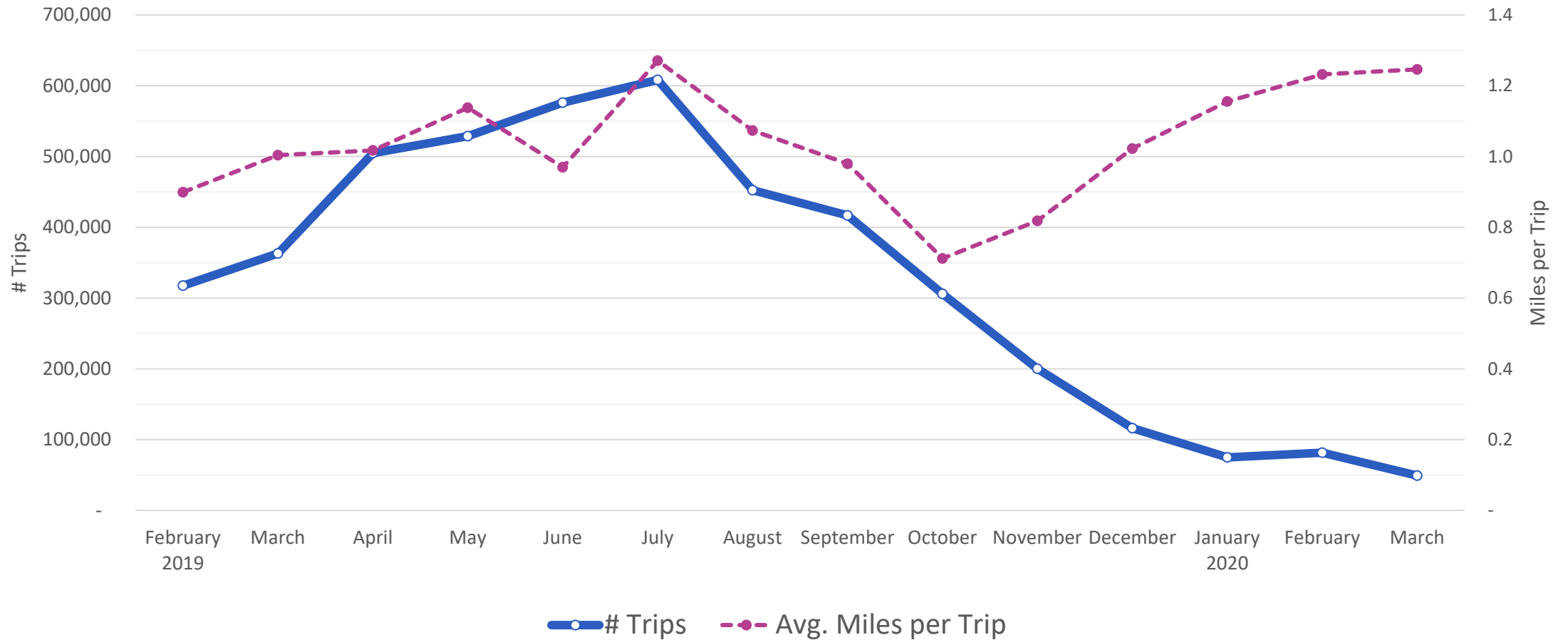


Shareable Dockless Mobility Device

February 2019 – March 2020



Number of Trips, Average Miles per Trip

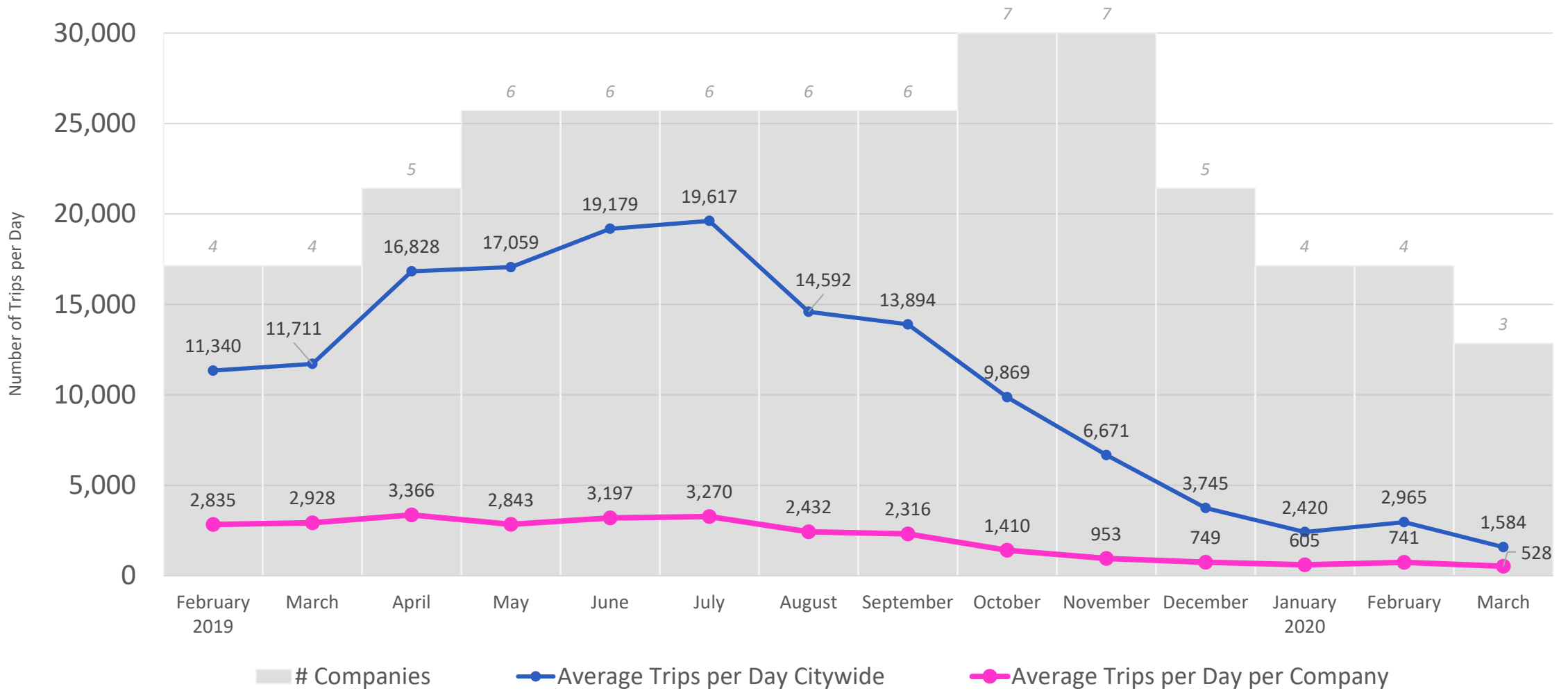


Source: Monthly Operator Reports, Office of Mobility Planning, As of April 15, 2020.

Note: Due to COVID-19, operators were not allowed to operate starting March 23, 2020. Some operators halted operations as early as March 1, 2020.



Average Trips per Day, Trips per Day per Company

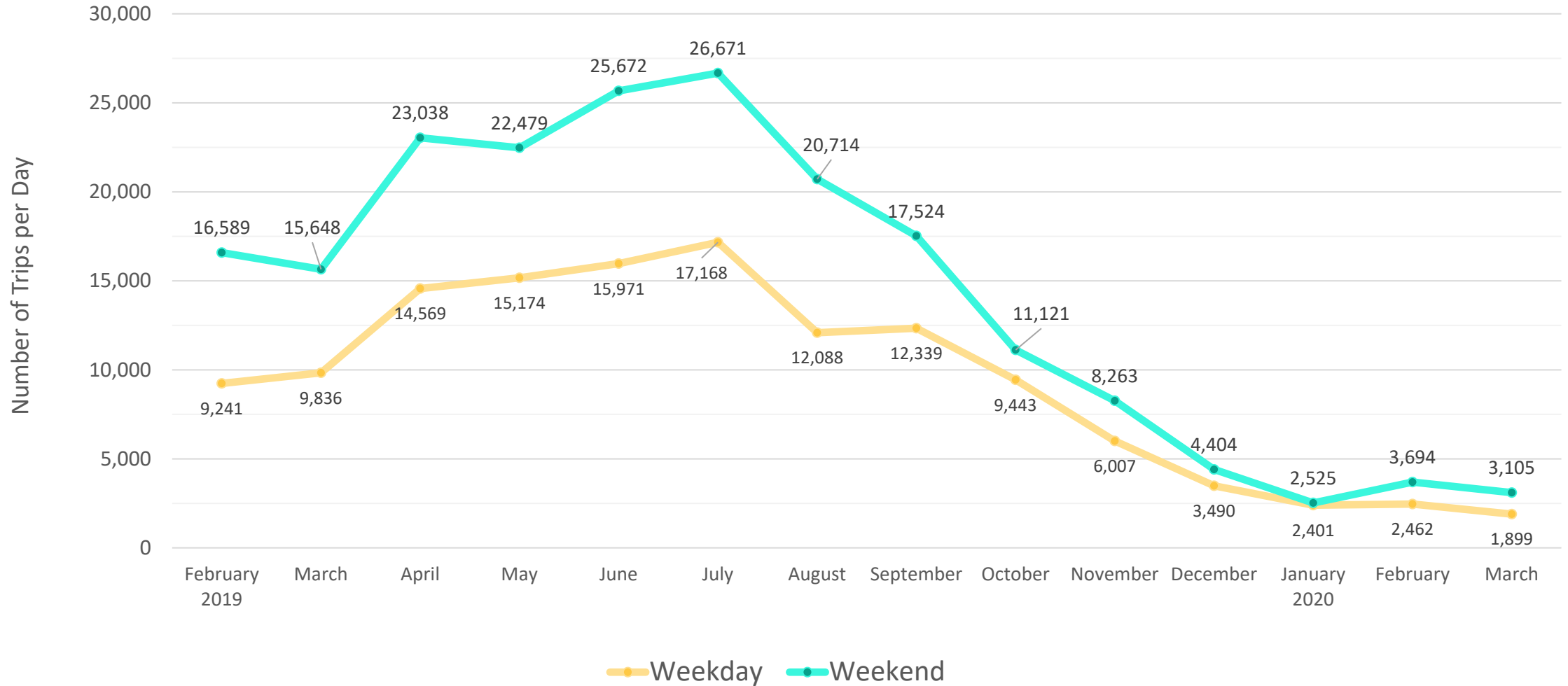


Source: Monthly Operator Reports, Office of Mobility Planning, As of April 15, 2020.

Note: Due to COVID-19, operators were not allowed to operate starting March 23, 2020. Some operators halted operations as early as March 1, 2020.



Average Trips per Day, Weekend v. Weekday

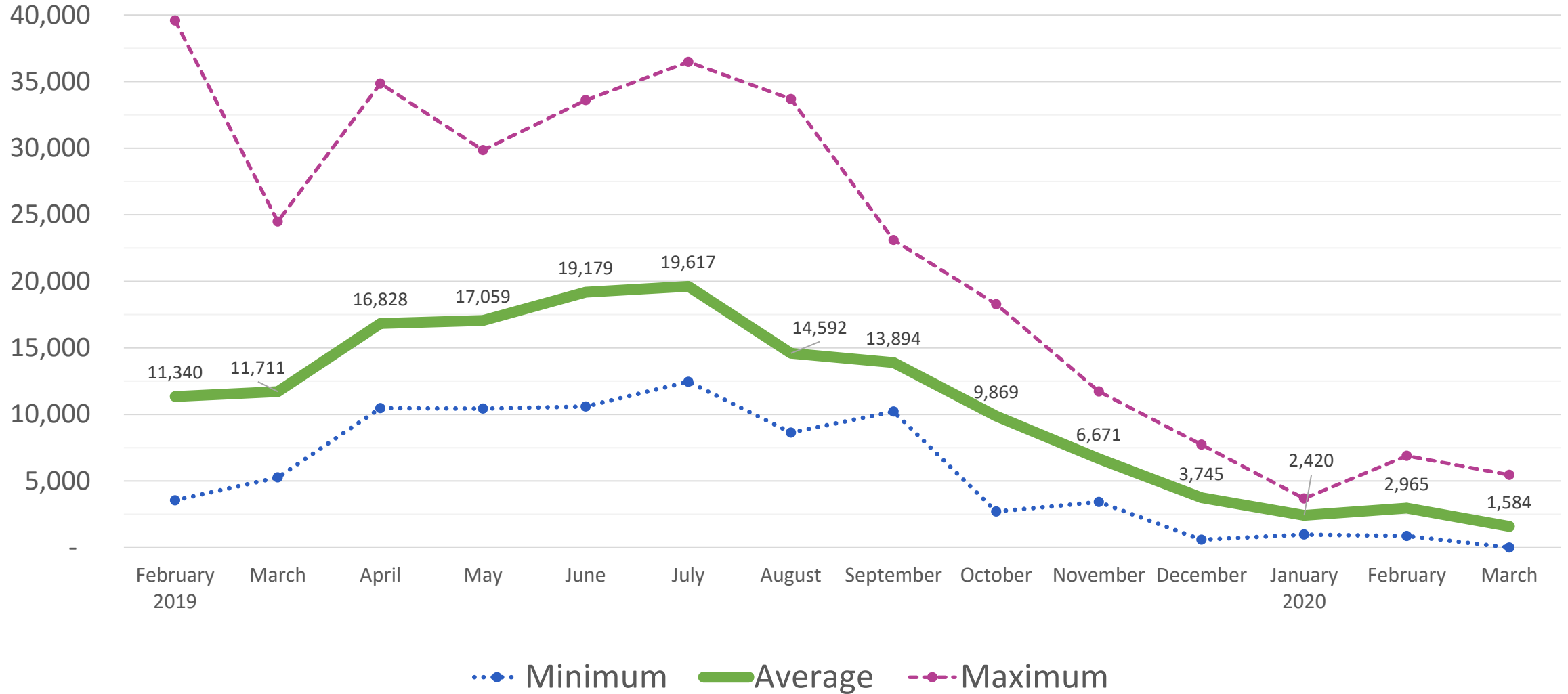


Source: Monthly Operator Reports, Office of Mobility Planning, As of April 15, 2020.

Note: Due to COVID-19, operators were not allowed to operate starting March 23, 2020. Some operators halted operations as early as March 1, 2020.



Average Trips per Day

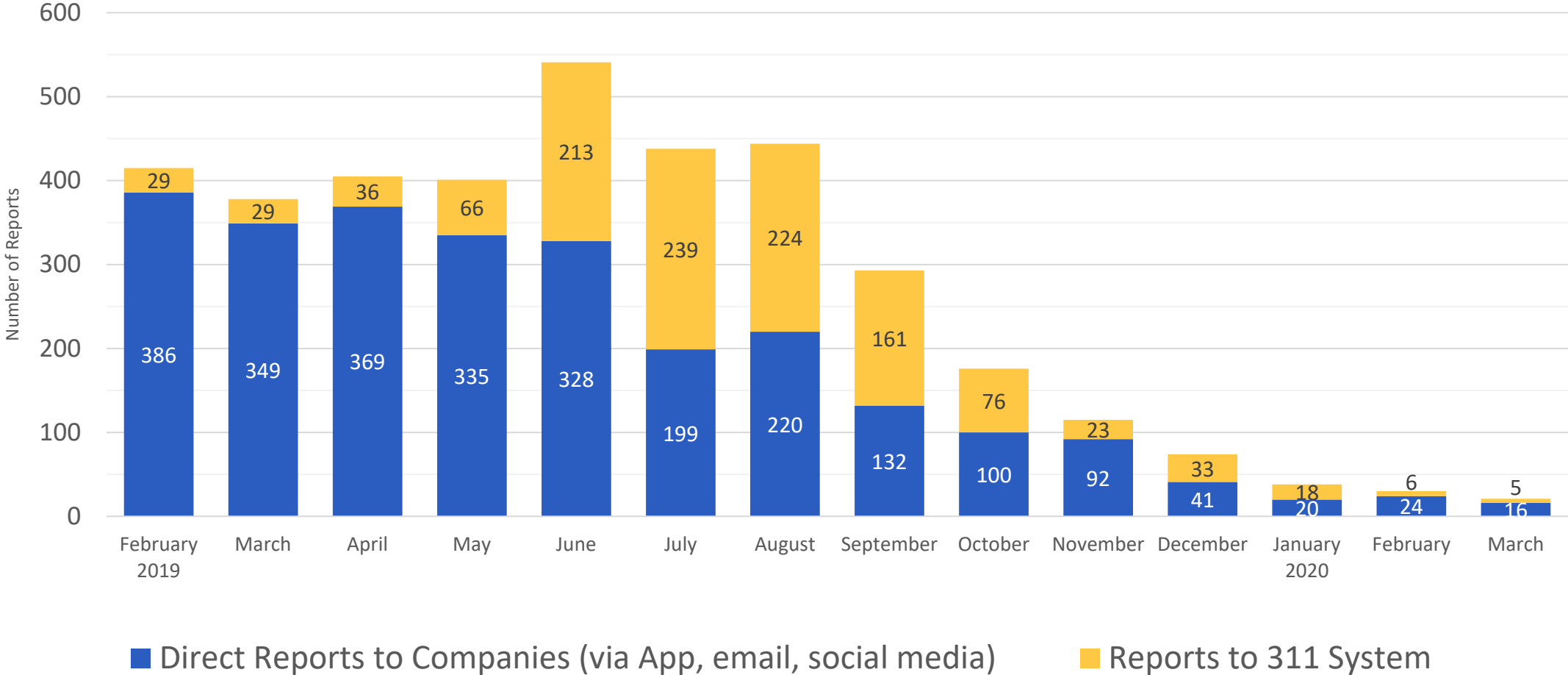


Source: Monthly Operator Reports, Office of Mobility Planning, As of April 15, 2020.

Note: Due to COVID-19, operators were not allowed to operate starting March 23, 2020. Some operators halted operations as early as March 1, 2020.



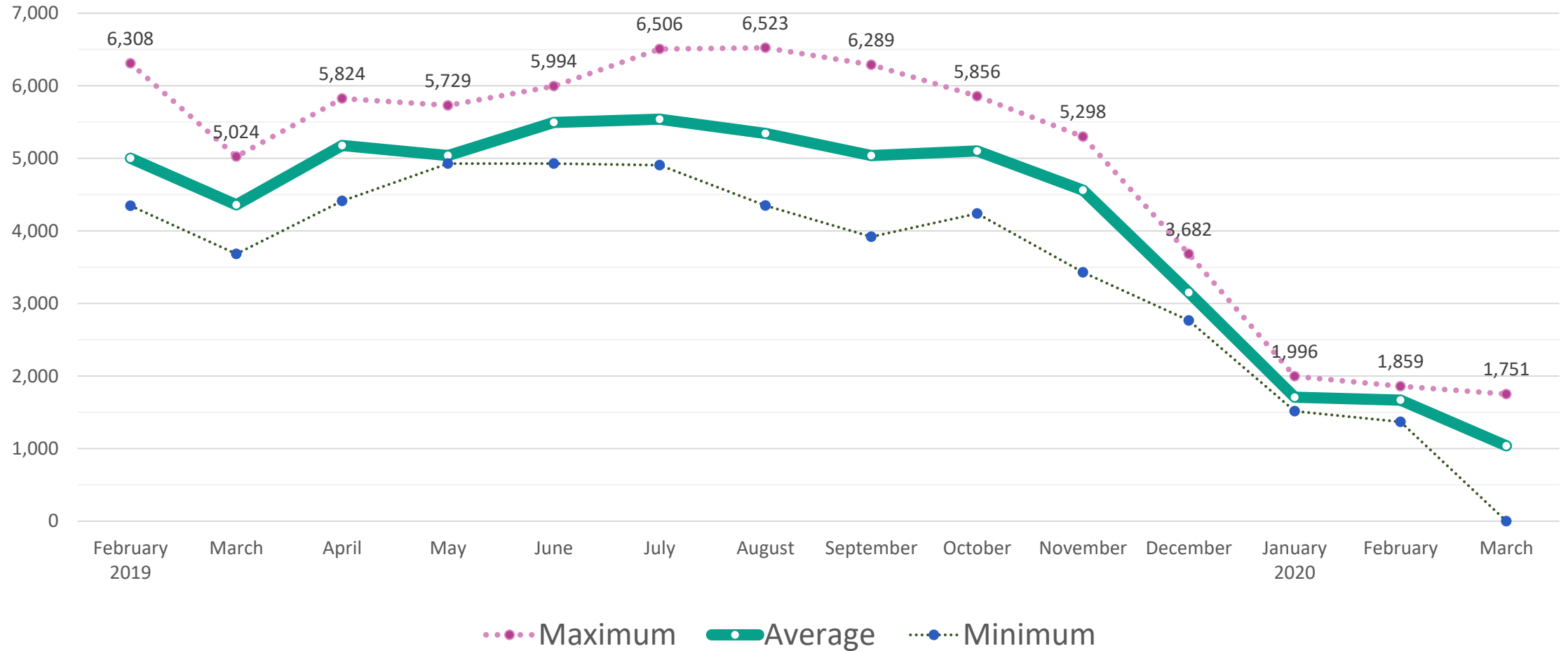
Reports of Parking Violations



Source: Monthly Operator Reports, Office of Mobility Planning, As of April 15, 2020.
 Note: Due to COVID-19, operators were not allowed to operate starting March 23, 2020. Some operators halted operations as early as March 1, 2020.



Daily Devices Deployed, by Month

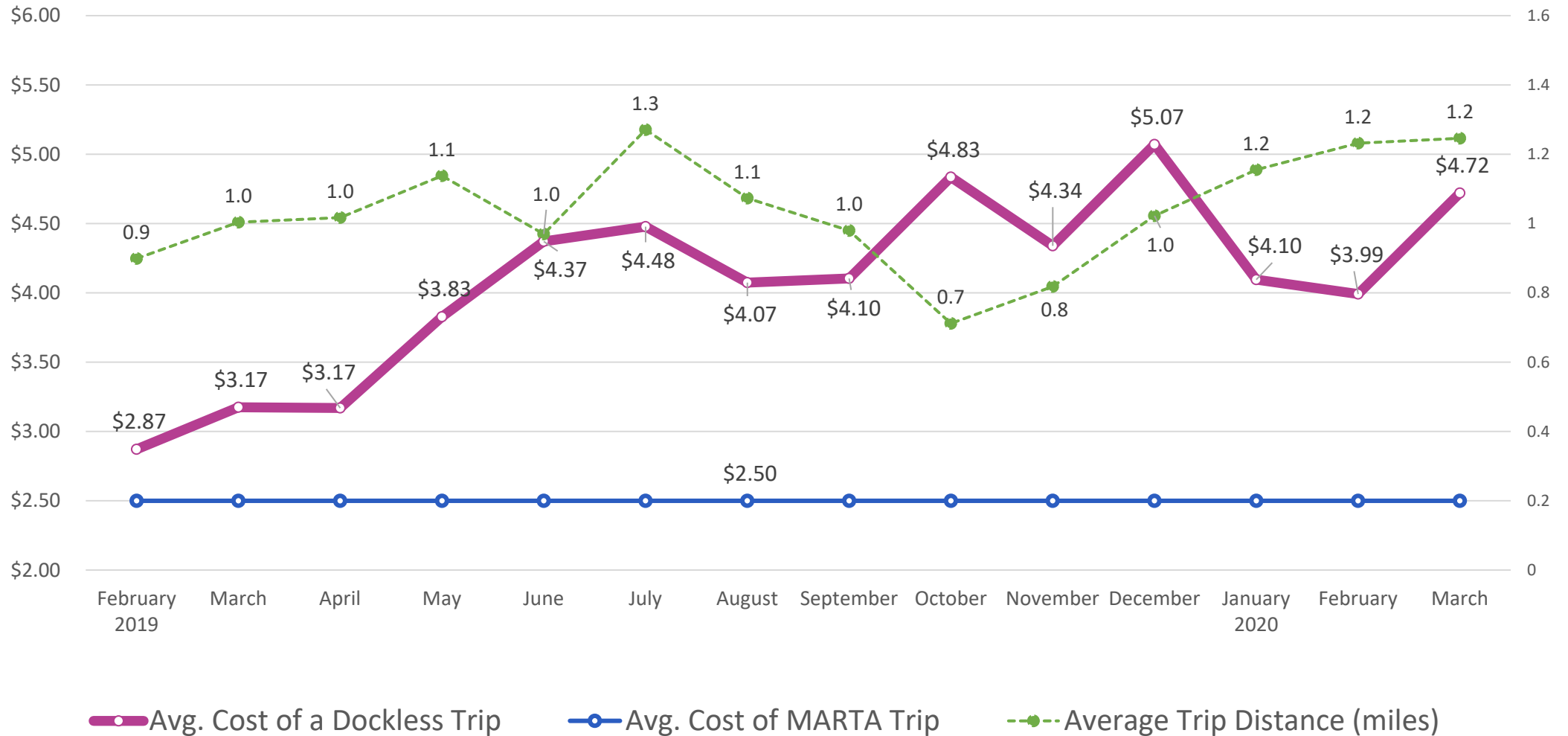


Source: Monthly Operator Reports, Office of Mobility Planning, As of April 15, 2020.

Note: Due to COVID-19, operators were not allowed to operate starting March 23, 2020. Some operators halted operations as early as March 1, 2020.



Average Cost of Trip, Dockless v. MARTA



Source: Monthly Operator Reports, Office of Mobility Planning, As of April 15, 2020.

Note: Due to COVID-19, operators were not allowed to operate starting March 23, 2020. Some operators halted operations as early as March 1, 2020.



Safety Statistics

Month	Trips	Crashes (Reported to Companies Only)	Injuries (Reported to Companies Only)	Fatalities
February 2019	317,000	40	16	
March	363,000	48	18	
April	504,000	63	26	
May	528,000	62	26	1
June	576,000	73	39	
July	608,000	48	30	2
August	452,000	36	23	1
September	416,000	33	21	
October	305,000	28	20	
November	200,000	10	3	
December	116,000	2	2	
January 2020	75,000	3	1	
February	83,000	1	1	
March	49,000	1	1	
Total	4,542,000	448	227	4 (3 in ATL city limits)

Source: APD (Fatalities), Monthly Operator Reports, Office of Mobility Planning, As of April 15, 2020.

Note: Due to COVID-19, operators were not allowed to operate starting March 23, 2020. Some operators halted operations as early as March 1, 2020.



Micro-Mobility Monthly Statistics

Month	# Trips	Max Devices Deployed in 1 Day	# Miles	Average Miles per Trip	Average Minutes per Trip	Average Trips per Device per Day	Average \$ Cost per Trip
February 2019	317,000	6,308	289,000	0.9	13.4	2.2	\$2.87
March	363,000	5,024	374,000	1.0	14.9	2.7	\$3.17
April	504,000	5,824	521,000	1.0	14.1	3.2	\$3.17
May	528,000	5,729	603,000	1.1	15.0	3.4	\$3.83
June	576,000	5,994	558,000	1.0	14.0	3.5	\$4.37
July	608,000	6,506	780,000	1.3	14.3	3.5	\$4.48
August	452,000	6,523	489,000	1.1	12.5	2.7	\$4.07
September	416,000	6,290	408,000	1.0	12.2	2.8	\$4.10
October	305,000	5,856	221,000	0.9	8.7	1.9	\$4.83
November	200,000	5,298	164,000	0.8	10.1	1.5	\$4.34
December	116,000	3,682	119,000	1.0	11.5	1.2	\$5.07
January 2020	75,000	1,996	109,000	1.2	10.3	1.4	\$4.10
February	83,000	1,859	114,000	1.2	10.1	1.8	\$3.99
March	49,000	1,751	61,000	1.2	10.4	1.5	\$4.72
Total/Average	Total 4,592,000	Max Day 6,523	Total 4,810,000	Avg 1.0	Avg 12.3	Avg 2.4	Avg \$3.73

Source: Monthly Operator Reports, Office of Mobility Planning, As of April 15, 2020.

Note: Due to COVID-19, operators were not allowed to operate starting March 23, 2020. Some operators halted operations as early as March 1, 2020.



For more information, contact:

mobility@atlantaga.gov

